

## Single-Jet Dry Meter MODULARIS ETK-EAX, ETW-EAX



Fig. Dial ETK-EAX

Our WEHRLE single-jet dry meters guarantee precise measuring results and exceptional reliability. The absolute separation of wet and dry area protects the totalizer from deposits and corrosion. Therefore its rollers are always legible.

- Ready for integration into any AMR system
- Temperature range up to 50 °C (cold) and up to 90 °C (warm)
- Nominal flow  $Q_3$  2,5 up to  $Q_3$  4
- Nominal size DN13 up to DN20
- Length 80 mm up to 130 mm
- MID measurement accuracy class ( $Q_3/Q_1$ ) up to R250 horizontal and up to R80 vertical
- 360° rotatable 8-digit totalizer
- Nickel-plated brass body
- Maximum pressure load 1,6 MPa
- Protection class IP64

# Single-Jet Dry Meter MODULARIS

## ETK-EAX, ETW-EAX

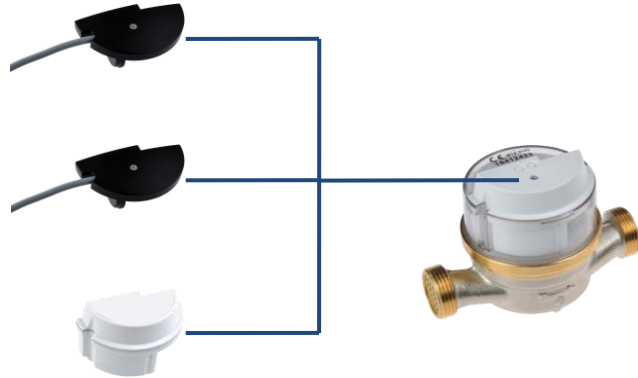
### REMOTE READING OPTIONS (AMR)

Modularis Pulse Generator, S0, DIN 43864  
 alternatively with

- 1 Litre per pulse
- 10 Litres per pulse
- 100 Litres per pulse

Modularis M-Bus module  
 according to EN 1434-3

Modularis Radio module, frequency range  
 433 MHz or 868 MHz (OMS)



### Maximum convenience through AMR walk-by / drive-by solution

- Recording and storage of consumption data inside the radio module
- Reading of stored data via mobile reading device
- Access to building no longer necessary



### Retrofitting with Modularis Radio module

- 868 MHz OMS-conformity (Open Metering Standard) or 433 MHz (wider reception and transmission range)
- Uni- or bidirectional transmission procedure
- Individually parameterizable
- Data recording via walk-by / drive-by
- Consumption data permanently stored
- Battery lifetime of up to 12 years
- Detection of rotation direction
- Manipulation detection



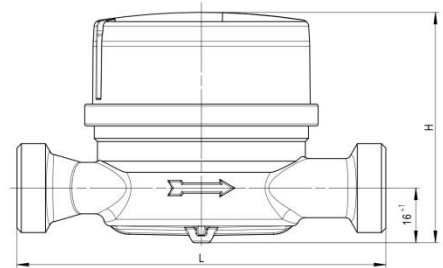
# Single-Jet Dry Meter MODULARIS

## ETK-EAX, ETW-EAX

### TECHNICAL DATA

#### Model

ETK-EAX = Cold water from +0,1 °C up to +30 °C / +50 °C  
 ETW-EAX = Warm water from +0,1 °C up to +90 °C



Installation position	Length* L in mm	Height H in mm (ca.)	Nominal flow Q <sub>3</sub> in m <sup>3</sup> /h	Nominal width DN in mm	Thread in inch	Starting flow** in l/h	Flow rate Q' at 1 bar pressure loss in l/h (ca.)	Weight in kg (ca.)
horizontal	80	69	2,5	15	G ¾ B	8	3300	0,4
	100	69	2,5	15	22x14h	8	3300	0,4
	110	69	2,5	15	G ¾ B	8	3300	0,4
	115	69	2,5	13	G 7/8 - ¾ B	8	3300	0,4
	115	69	2,5	15	G ¾ B	8	3300	0,4
	130	69	2,5	15	G ¾ B	8	3300	0,6
	130	69	2,5	20	G 1 B	8	3300	0,6
	130	69	4	20	G 1 B	15	5500	0,6

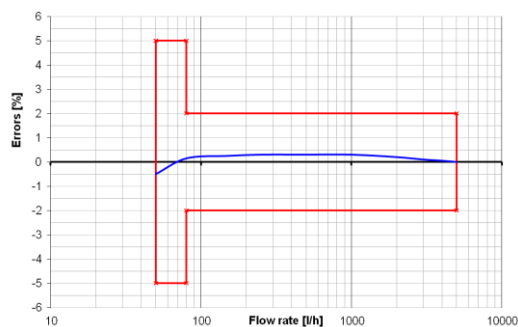
\* Additional lengths available on request

\*\* Typical values in horizontal installation position

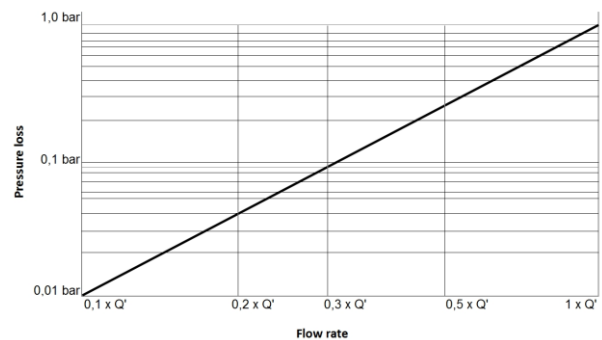
The meter does not require any upstream or downstream straight length (U0/D0).

Subject to errors and alterations.

### Typical error curve Q<sub>3</sub> 2,5 R80H



### Typical pressure loss graph

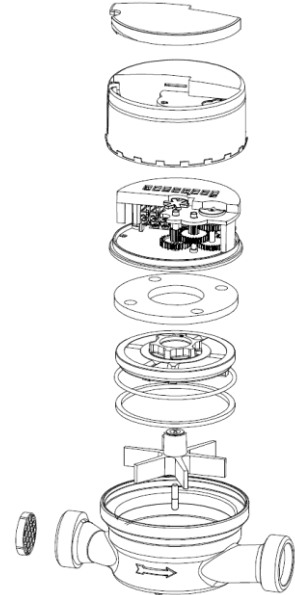


# Single-Jet Dry Meter MODULARIS

## ETK-EAX, ETW-EAX

### APPROVALS / CERTIFICATES

- EU-Type Examination Certificate according to 2014/32/EU (MID)
- OIML R49
- EN 14154
- KTW / W270 (D)
- ACS (F)



### ADDITIONAL OPTIONS

- Individual labelling of totalizer and/or protection cover (on customer request)
- Protection cover in blue (cold water) or red (warm water) → Fig. ①
- Transparent cover with viewing window for litre pointer → Fig. ②
- Individual customer serial number (max. 14 figures)



Fig. ①



Fig. ②

### VARIANTS



Fig. ETW-EAX (warm water)